


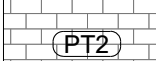





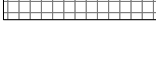





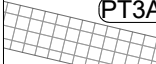


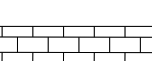









LEGEND



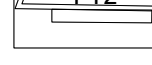




Paving Types





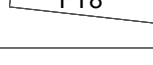








 PT1A	Paving Type 1 - Vehicular Asphalt To Engineer's specification	 PT3C	Paving Type 3C - Precast Concrete Blocks Colour / Finish: Mid & Dark Mosaic Size: 300x100x100mm, suitable for vehicular traffic Bond: Stacked Bond, pattern to be developed	 PT6	Paving Type 6 - Porcelain Paving on Pedestals Bond: Stacked Bond
 PT2	Paving Type 2 - Natural Granite Paving Colour/Finish: Mixed color range / flamed Size: 200x100, suitable for vehicular traffic Bond: Stretcher Bond	 PT4	Paving Type 4 - Natural Granite Set Paving Colour / Finish: Mid & Dark Mosaic Size: 100x100, suitable for vehicular traffic Bond: Stacked Bond	 PT6A	Paving Type 6A - Porcelain Paving on Pedestals Bond: Stacked Bond
 PT2A	Paving Type 2A - Natural Granite Cobbles Colour/Finish: Light grey & Dark grey / flamed Size: 200x200, suitable for vehicular traffic Bond: Stacked Bond	 PT5	Paving Type 5 - Vehicular Precast Concrete Block Paving Colour / Finish: Light grey Size: 200x200 Bond: Stretcher Bond	 PT7	Paving Type 7 - Porcelain Paving on Pedestals Bond: Stretcher Bond
 PT3	Paving Type 3 - Precast Concrete Blocks Colour: Mixed dark & light grey, blue tones; Finish: Flamed Size: 200x100, suitable for vehicular traffic Bond: Stretcher	 PT5A	Paving Type 5A - Vehicular Precast Concrete Block Paving Colour / Finish: Dark grey Size: 300x300 Bond: Stretcher Bond	 PT8	Paving Type 8 - Porcelain Paving on Pedestals for Private Amenity
 PT3A	Paving Type 3A - Precast Concrete Blocks Colour: Mixed dark & light grey, blue tones; Finish: Flamed Size: 200x100, suitable for vehicular traffic Bond: Stretcher	 PT5B	Paving Type 5B - Vehicular Precast Concrete Block Paving Colour / Finish: Mid grey Size: 200x100 Bond: Stretcher Bond	 PT8A	Paving Type 8A - Porcelain Paving on Pedestals
 PT3B	Paving Type 3B - Precast Concrete Blocks Colour / Finish: Mid & Dark Mosaic Size: 200x100, suitable for vehicular traffic Bond: Herringbone	 PT5C	Paving Type 5C - Vehicular Precast Concrete Block Paving Colour / Finish: Mixed color range Size: 600x300 Bond: Stretcher Bond	 PT10	Paving Type 10 - Resin Bound Surface
		 PT5D	Paving Type 5D - Vehicular Precast Concrete Block Paving Colour / Finish: Mixed color range Size: 300x200 Bond: Stretcher Bond	 PT11	Paving Type 11 - Gravel Strip

Edge Types

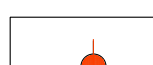



 E1	Edge Type 1 - Raised Granite Kerb Colour / Finish: Silver grey / bush hammered Size: 150-200mm width / 100mm upstand
 E2	Edge Type 2 - Flush Granite Band Colour / Finish: Silver grey / bush hammered Size: 150-300mm width / Flush
 E3	Edge Type 3 - Flush Metal Edge Colour / Finish: Weathered steel Size: 150-300mm width / Flush
 E4	Edge Type 4 - Raised Planter Edge Colour / Finish: Silver grey / bush hammered Size: 200-400mm width / 160mm upstand
	Proposed Channel Drain

Site Furniture Types

 FT1	Furniture Type 1 - Integrated Planter Bench Material / Finish: Timber fixed to ET4 Size: 450mm height, plan size varies
 FT2	Furniture Type 2 - Freestanding Bench Material / Finish: Timber and steel Size: 450mm height, arm and backrests included as required
 FT3	Furniture Type 3 - Moveable Planter - Rectangular Material / Finish: Steel Size: 2400mm x 500mm
 FT3A	Furniture Type 3A - Moveable Planter - Circular Material / Finish: Concrete Size: 1300mm diameter
 FT4	Furniture Type 4 - Timber Bridge Material / Finish: Timber and steel Size: varied, size as shown
 FT5	Furniture Type 5 - Tree Grille Material / Finish: Steel, flush with paving Size: 2000mm x 2000mm
 FT6	Raised Planter with Metal Edge to suit required soil depth

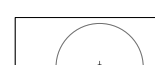





 FT7	Furniture Type 7 - Outdoor Timber Seating	 FT14	Furniture Type 14 - Outdoor Gym Equipment
 FT8	Furniture Type 8 - Outdoor Timber Seating	 FT15	Furniture Type 15 - Outdoor Gym Equipment
 FT9	Furniture Type 9 - Timber Play Balance Beams	 FT16	Furniture Type 16 - Lightweight Metal Pergola Structure
 FT10	Furniture Type 10 - Play Boulders	 FT17	Furniture Type 17 - Timber Reclined Seating
 FT11	Furniture Type 11 - Balance Disc	 FT18	Furniture Type 18 - Circular Timber Seating
 FT12	Furniture Type 12 - Outdoor Gym Equipment	 FT19	Furniture Type 19 - Bandstand
 FT13	Furniture Type 13 - Outdoor Gym Equipment		

External Lighting

 L1	Lighting Type 1 - 3.0m Ht Lighting pole
 L2	Lighting Type 2 - 890mm Ht Lighting bollard
 L3	Lighting Type 3 - Tree uplighter
 L4	Lighting Type 4 - Integrated LED strip in the furniture / paving

Notes:
- Lighting proposals and locations shown on this drawing are indicative.
- External lighting detailed designs to be developed by Project Lighting Consultant / Specialist Contractor.

Soft Landscape

	Proposed Tree Planting Refer to indicative planting strategy
	Proposed Multi-stemmed Tree
	Proposed Feature Shrub
	Proposed Mixed Shrubs, Herbaceous and Bulb Planting
	Proposed Hedge Planting
	Proposed Lawn

