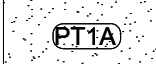
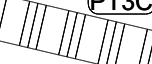

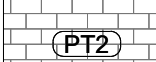


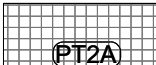









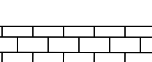





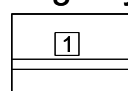
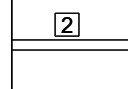





LEGEND


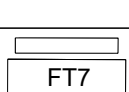
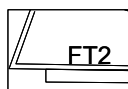

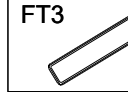


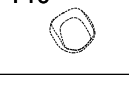

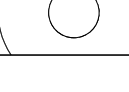

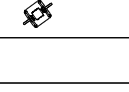


Paving Types

 PT1A	Paving Type 1 - Vehicular Asphalt To Engineer's specification	 PT3C	Paving Type 3C - Precast Concrete Blocks Colour / Finish: Mid & Dark Mosaic Size: 300x100x100/150, suitable for vehicular traffic Bond: Stacked Bond, pattern to be developed	 PT6	Paving Type 6 - Porcelain Paving on Pedestals Bond: Stacked Bond
 PT2	Paving Type 2 - Natural Granite Paving Colour/Finish: Mixed color range / flamed Size: 200x100, suitable for vehicular traffic Bond: Stacker Bond	 PT4	Paving Type 4 - Natural Granite Set Paving Colour / Finish: Mid & Dark Mosaic Size: 100x100, suitable for vehicular traffic Bond: Stacked Bond	 PT6A	Paving Type 6A - Porcelain Paving on Pedestals Bond: Stacked Bond
 PT2A	Paving Type 2A - Natural Granite Cobbles Colour/Finish: Light grey & Dark grey / flamed Size: 200x200, suitable for vehicular traffic Bond: Stacker Bond	 PT5	Paving Type 5 - Vehicular Precast Concrete Block Paving Colour / Finish: Light grey Size: 200x200 Bond: Stacker Bond	 PT7	Paving Type 7 - Porcelain Paving on Pedestals Bond: Stacker Bond
 PT3	Paving Type 3 - Precast Concrete Blocks Colour: Mixed dark & light grey, blue tones; Finish: Flamed Size: 200x100, suitable for vehicular traffic Bond: Stacker	 PT5A	Paving Type 5A - Vehicular Precast Concrete Block Paving Colour / Finish: Mid grey Size: 300x300 Bond: Stacker Bond	 PT8	Paving Type 8 - Porcelain Paving on Pedestals Bond: Stacker Bond
 PT3A	Paving Type 3A - Precast Concrete Blocks Colour: Mixed light, warm tones; Finish: Flamed Size: 200x100, suitable for vehicular traffic Bond: Stacker	 PT5B	Paving Type 5B - Vehicular Precast Concrete Block Paving Colour / Finish: Mid grey Size: 200x100 Bond: Stacker Bond	 PT9	Paving Type 9 - Porcelain Paving on Pedestals
 PT3B	Paving Type 3B - Precast Concrete Blocks Colour / Finish: Mid & Dark Mosaic Size: 200x100, suitable for vehicular traffic Bond: Herringbone	 PT5C	Paving Type 5C - Vehicular Precast Concrete Block Paving Colour / Finish: Mixed color range Size: 600x300 Bond: Stacker Bond	 PT10	Paving Type 10 - Resin Bound Surface
		 PT5D	Paving Type 5D - Vehicular Precast Concrete Block Paving Colour / Finish: Mixed color range Size: 300x200 Bond: Stacker Bond	 PT11	Paving Type 11 - Gravel Strip

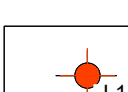
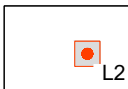


Edge Types

 ET1	Edge Type 1 - Raised Granite Kerb Colour / Finish: Silver grey / bush hammered Size: 150-200mm width / 100mm upstand
 ET2	Edge Type 2 - Flush Granite Band Colour / Finish: Silver grey / bush hammered Size: 150-300mm width / flush
 ET3	Edge Type 3 - Flush Metal Edge Colour / Finish: Weathered steel Size: flush
 ET4	Edge Type 4 - Raised Planter Edge Colour / Finish: Silver grey / bush hammered Size: 200-400mm width / 150mm upstand
 ET5	Proposed Channel Drain

Site Furniture Types



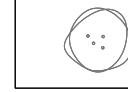


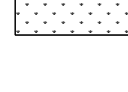
 FT1	Furniture Type 1 - Integrated Planter Bench Material / Finish: Timber fixed to ET4 Size: 450mm height, plan size varies	 FT7	Furniture Type 7 - Outdoor Timber Seating
 FT2	Furniture Type 2 - Freestanding Bench Material / Finish: Timber and steel Size: 450mm height, arm and backrests included as required	 FT8	Furniture Type 8 - Outdoor Timber Seating
 FT3	Furniture Type 3 - Moveable Planter - Rectangular Material / Finish: Steel Size: 2400mm x 500mm	 FT9	Furniture Type 9 - Timber Play Balance Beams
 FT3A	Furniture Type 3A - Moveable Planter - Circular Material / Finish: Concrete Size: 1300mm diameter	 FT10	Furniture Type 10 - Play Boulders
 FT4	Furniture Type 4 - Timber Bridge Material / Finish: Timber and steel Size: arched, size as shown	 FT11	Furniture Type 11 - Balance Disc
 FT5	Furniture Type 5 - Tree Grille Material / Finish: Steel, flush with paving Size: 2000mm x 2000mm	 FT12	Furniture Type 12 - Outdoor Gym Equipment
 FT6	Raised Planter with Metal Edge to suit required soil depth	 FT13	Furniture Type 13 - Outdoor Gym Equipment

External Lighting

 L1	Lighting Type 1 - 3.0m HT Lighting pole
 L2	Lighting Type 2 - 800mm HT Lighting bollard
 L3	Lighting Type 3 - Tree uplighter
 L4	Lighting Type 4 - Integrated LED strip in the furniture / paving

Notes:  
- Lighting proposals and locations shown on this drawing are indicative.  
- External lighting detailed designs to be developed by Project Lighting Consultant / Specialist Contractor.

Soft Landscape

 S1	Proposed Tree Planting Refer to indicative planting strategy
 S2	Proposed Multi-stemmed Tree
 S3	Proposed Feature Shrub
 S4	Proposed Mixed Shrubs, Herbaceous and Bulb Planting
 S5	Proposed Hedge Planting
 S6	Proposed Lawn

