

COUNCIL TAX 2024/25

What You Pay and What We Provide






» INTRODUCTION

The Fire Authority has a legal duty to tell you how much of your council tax money is required to provide fire service cover in Royal Berkshire. It must also explain how your money will be spent providing that service.

The Authority has approved a revenue budget for 2024/25 of £45.964 million, an increase of 5.3% over the comparable figure for 2023/24. The precept for a band D property will rise by £2.36 to £81.31, an increase of 2.99%.

If you would like more information about the Fire Authority's finances, please write to:

 Head of Finance
Royal Berkshire Fire Authority
Newsham Court
Pincents Kiln
Calcot, Reading, RG31 7SD.

 or email: precepting@rbfrs.co.uk

» FINANCING ROYAL BERKSHIRE FIRE AND RESCUE SERVICE

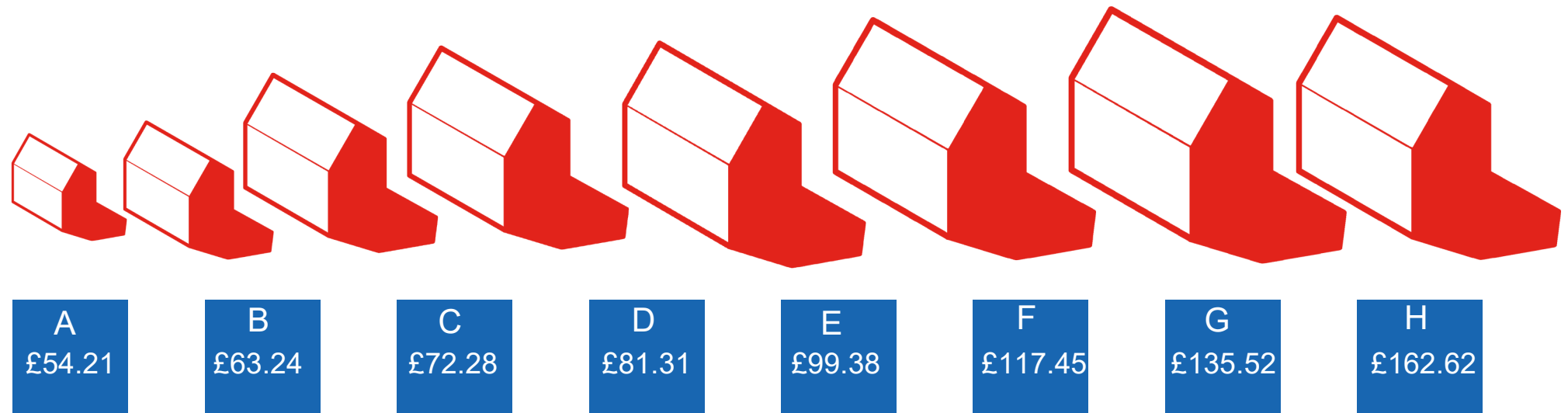
The following table shows how the Authority's net revenue budget of £45.964 million will be funded.

	£ million	£ per head
Gross Revenue Expenditure	50.360	52.52
Gross Revenue Income	-4.396	-4.58
Contributions to / from Reserves	0.000	0.00
NET BUDGET	45.964	47.94
Less:		
Business Rates	-5.812	-6.06
Government Grants	-10.665	-11.12
Collection Fund Deficit	0.404	0.42
COUNCIL TAX	29.891	31.18



» HOW MUCH COUNCIL TAX DO WE NEED FROM YOU?







Each house or flat is valued in a band, or group of similar homes, and given a label A to H. Each band or group pays a different amount of tax. The annual cost to each household is detailed below.





HOW DO WE SPEND THE MONEY?

It is important not only to achieve the efficient and effective delivery of your fire service, but also that this is demonstrated to you. The following table shows how we spend the money.

	2023/24 (Comparable) £ million	2024/25 £ million
 Employees	34.271	37.957
 Premises	2.909	2.919
 Ill-health retirement costs and injury awards	0.455	0.491
 Transport	0.993	1.003
 Supplies and Services	4.999	5.050
 Capital Investment	2.779	2.940
Gross Revenue Expenditure	46.406	50.360
Revenue Income	-3.337	-4.396
Contributions to Reserves	0.567	0.000
Net Budget Requirement	43.636	45.964

The net budget requirement for 2023/24, as shown in the table above, is set out on a comparable basis to the 2024/25 Budget and has been adjusted to account for a change in the way the Government funds employer pension contribution costs from 2024/25.



» HOW SPENDING HAS CHANGED

The Authority's 2024/25 budget has seen an overall increase of £2.328 million compared to the budget for 2023/24. The main changes between the two years are set out below:

	£ million
Budget 2023/24 (on a comparable basis)	43.636
Pay awards, increments and increased employer pension contributions	2.721
Grant funding for increased firefighter pension scheme contributions	-1.236
Additional 10 Firefighters and support posts	0.806
Additional Firefighters training costs	0.159
Inflation and additional contract costs	0.704
Revenue financing of capital programme	0.312
Efficiency plan savings, income generation and additional savings	-0.565
No contribution to reserves in 2024/25	-0.573
BUDGET 2024/25	45.964

» INVESTING FOR THE FUTURE

The Authority uses some of your money to invest in buildings, equipment and vehicles. The capital programme for 2024/25 amounts to £7.33 million. This will fund long-term improvements in service delivery, including the following:



Investing in our buildings	Investing in our IT assets	Investing in our fleet and equipment
£5.318 million	£0.553 million	£1.459 million



» BORROWING

At the start of March 2024, the Authority had total borrowings of £8.922 million from the Public Works Loans Board to help finance capital investment. This figure is expected to remain at £8.922 throughout 2024/25.

» VALUE FOR MONEY ASSESSMENT

The auditor's latest Annual Audit Letter has stated that the Authority has proper arrangements in place to secure financial resilience, economy, efficiency and effectiveness in its use of resources.

